

MICHIGAN HOSTA HAPPENINGS

Newsletter of the Michigan Hosta Society



Save the Date!

August 18, 2019

Workday and Annual Meeting
Hidden Lake Gardens
Tipton, MI

Fun Facts about Hostas

Hosta 'Empress Wu' is the largest hosta currently available. Leaves can measure over 22" long by 15" wide! The name is in recognition of the only female to serve as emperor in the history of China, Wu Zetian (624 to 705 AD).



Currently, there are over 50 named "mice" in the Mouse Ears family of hostas.

Letter from the President

Dear MHS Members,

I certainly have had a busy spring playing with the genus 'hosta.'

In May, the Michigan Hosta Society held its spring work day which was followed by our Board meeting at Hidden Lake Gardens. Our workday actually spanned two weekends because we moved beds around to

accommodate Van

Wade's new plants and moved Herb Benedict's hostas into a new bed (more about that in a following article). I also attended the national convention in Green Bay. Following Green Bay, I helped at the MHS plant sale and leaf show in East Lansing. The next weekend, several of our members and I traveled to the Black Swamp Leaf show in Toledo to judge their leaf show, and finally, I toured the MHS garden walk in Saginaw. Phew! Bob Sinke once said, "There aren't enough weekends in June to do all of the hosta related activities." Needless to say, my own garden suffered because of my absence, and I've been playing catch up.

In May, MHS had a once in a lifetime opportunity; Cheryl and Brian Wade brought the society 100+ of Van's hybrids



Grey Gitzen, MHS President

Photo by Maria Greanya

Fun Facts about Hostas

There were 94 new hostas registered in 2018, for a grand total of 5,953 registered hostas!



The most hostas ever registered in one year was in 2009. An impressive total of 612 cultivars were registered that year!



Hostas are indigenous to just three countries: China, Japan, and South Korea.



Hosta ventricosa (and its sports) is the only hosta which can produce seed without being pollinated. Embryos are formed by asexual reproduction, known as *apomixis*.



The American Hosta Society was founded by Alex Summers in 1969.

Courtesy of Don Rawson

along with 36 Benedict hybrids to place in the Hillside. Please read more in Michael Greanya's article, *Hosta Hillside Spring Workday*. On behalf of the MHS, my sincere thanks to all of the many volunteers who made this possible.

The convention in Green Bay was outstanding and might go into the American Hosta Society records as the rainiest convention ever. I feel for the gardeners who opened their gardens on the Friday tour. It will take a year to get their lawns back in shape, as there were 500 hostaphiles slogging around on their manicured lawns.

Come join us on August 18, at Hidden Lake Gardens for the Michigan Hosta Society annual meeting and workday. There will be Sarah DaPra's hot dog lunch as well as a plant auction. Also, we can use all the help we can muster to get the Hillside ready for the Michigan national convention in 2021.

The wet spring we just experienced was marvelous for all my hostas. I have some that have expanded beyond their written descriptions and my weed crop knows no bounds. Thank you all for your interest in our Friendship Plant.

Sincerely,
Grey Gitzen
MHS President



Photo by Michael Greanya

Last interview with the late Jim Wilkins, M.D.

by Michael Greanya

It is no secret that the influence Jim Wilkins had on my desire to become a gardener was significant. My wife Libby was trying very hard to get me interested back in the summer of 1983. It seemed like it was just going to be another yard chore to do, and I'd have to get my hands dirty, not to mention the mosquitoes I'd have to battle on a constant basis. She suggested that we visit the garden of someone she knew — Jim Wilkins — whose garden was supposed to be quite a spectacular site. We did, and oh my; after that visit I said if I am ever going to have a garden, I want one like this.



Photo by Libby Greanya

On April 17 of this year, I sat down with Jim to chat with him about his lifelong interest in gardening. Even though he was in quite a bit of discomfort when I arrived, his smiles and laughter that he was always known for returned in short order. Jim was gracious and thankful for the time to reflect back on his

life; but then, that is how this man truly lived his life — gracious and thankful. Always excited to talk “gardening” with anyone — it didn't matter who you were — you were always his friend, especially if you loved hostas. What follows is a transcript of part of the conversation we had that day.

• • • • •



Photo by Michael Greanya

How did you get started gardening? How many years have you been getting your fingers dirty with hosta and other types of plants?

I was a youngster during WWII and my family had a huge Victory Garden, so I fell in love with gardening at that time. During my youth, I would mow lawns, trim hedges, and do yard and garden cleanup. I ran Ace Lawn Mowing Co. as a teenager. I took a class at Matthaei Botanic Gardens during my last year of training in medical school to learn plant propagation. Also, I took a class in tissue culture because I thought I could learn how to grow skin to do skin grafts and they are now doing that [Jim was a Dermatologist]. I started hosta gardening probably back in the 70's. The American Hosta Society would have

conventions every other year so I went to the mini meeting on Long Island, then Chesterland, Ohio after that, followed by the convention in Jackson, MI. So, I may have joined the AHS around 1978.

What other types of plants do you enjoy collecting and/or growing in your garden?

Certainly, I like ferns and conifers, as well as ephemeral wild flowers, although they have gotten more invasive than I intended. I made a slight attempt at rock

gardening, but was at the wrong stage of my life. I had to bend over and it became too difficult with my bad back.

Who were your gardening mentors and what role did they play in the gardener you became?

My Mother, as well as one of the very first people I met when I moved to Jackson — Clarence Owens. I took some recycling to Parkside school and he saw a bonsai book on my dashboard. He asked what I was interested in... bonsai? I didn't even know how to pronounce it. I was pronouncing it

like a Japanese fighter pilot. He took me to the Jackson Men's Garden Club in 1972. Through Clarence, I met Herb and Dorothy Benedict and Van and Shirley Wade.

Van and Herb influenced me through their generosity. They gave me many plants. If Herb had two pieces of something, he gave

me one of them. I met Herb through primroses. He was an award-winner of hybridizing primrose. So, I called and finally got an invite to come over, and he taught me how to make



Photo by Michael Greanya

primrose crosses and introduced me to hostas.

If you had it to do over again, what type of garden would you create today? Same? Different types of plants?

I had the advantage of a second marriage so I had a chance to do that, except I think we would have planted fewer ephemerals that do take over after 15-20 years. We are blessed to have high shade now and that's good for hosta.

In your prime, about how many hours a week would you spend working in your garden?

I would probably average about 20 hours or so.

Even though you were working full time?

I would work almost all day during the weekends and an hour or so during the week.



Photo by Michael Greanya

How did you become interested in hybridizing (the intentional crossing of pollen from one parent to the pod parent of another) hosta and when did you start?

Prior to hosta hybridizing, most hosta were garden sports or found in the wild. I became interested in breeding plants from Herb Benedict. His primrose experience was fascinating to me and that's how I got into [breeding hostas]. Most of my program was aimed at hybridizing and not just finding sports. Tissue culture later became important and [Mark] Zilis was on the forefront of that. Tissue culture gave us an understanding of

genetics and that kind of thing.

The most popular plant when I started was Francis Williams. I didn't like Francis Williams because it always burned and the flowers were below the foliage. My first goal was to find hosta that would tolerate a little more sun and the flowers were above the foliage. So, I made several crosses and used those to cross to breed with other hostas. I was a biologist so I understood chromosomes, but I had never heard of a chloroplast. So, I read Kevin Vaughn's article about the control of color et cetera over and over again until I understood it. I made tons of crosses onto Francis Williams and only got green hostas. But I was always inclined to scientific observation so it was fun applying that to hostas. I used a lot of Neat Splash and got breeders off from that and I then bred to Neat Splash.

What are 2 or 3 of your favorite hosta crosses?

Jubilation (favorite), Wolverine, Spotlight, Leading Lady, and Millennium all met my goals and were fun to take the steps to get to them.



Photo by Michael Greanya

When hosta tissue culturing first came on the horizon, what were your impressions of this new technology? And, how did you foresee tissue culture changing the hosta landscape?

I loved that it made hostas affordable and available and made many, many sports. Walters [Gardens, Inc.] (who have found and named many sports during tissue culturing) was very generous with sharing those sports with us for our conventions. At the Chesterland convention, everyone was raving about tissue culture, but Mark Zilis said, "if you want better plants, you have to hybridize," and he was right on. Tissue culture took a great plant and made it publicly available.

How did the Hosta Hillside at Hidden Lake Gardens come to be? Who was involved with you? And, what did you want to accomplish with the Hosta Hillside?



Photo by Michael Greanya

We were originally hoping to have a display garden on top of the hill at Hidden Lake Gardens. We found out it was an old rock

garden so we got a high pressure 500-gallon washer to clean it up and found out there was a stream there. Gil Jones and I met with MSU primarily, and Clarence Owens was involved with it as well. It was property of MSU so they insisted on placement of plants, but the lady in charge of the project



Photo by Michael Greanya

got pregnant and not able to continue with it, so we just did it the way we wanted. So, Van Wade and Herb Benedict got involved with donating lots of plants for it. The Benedicts made a large endowment. It has really done what we hoped with hostas. A lot of people go to Hidden Lakes to see the Hosta Hillside. It has been a uniting thing amongst our members and has come together in a wonderful way.

What are some of your favorite gardens that you have visited in your life (public or private)?

Edenborough Botanic and their incredible rock gardens; in driving distance, Gil Jones, Herb Benedict, Clarence Owens, Van Wade, Greanya's, Hosta Hillside; Portland Rose Garden; Missouri Botanic.

On June 2, 2019 Jim Wilkins of Jackson, MI passed away. Jim was a Past President of the AHS. He was also the 2007 Alex J. Summers Distinguished Merit Award recipient. The Alex J. Summers Distinguished Merit Award is the highest award offered by the American Hosta Society. It is awarded to a member of the society in recognition of having given outstanding service to the AHS, the development of the genus, or both. He was also the 2014 Eunice Fisher Award recipient. The Eunice Fisher Award is the highest award offered in recognition of outstanding achievement in hosta hybridizing and is awarded to a member who has truly advanced the genus Hosta through hybridization. Jim was also the AHS Registrar for a number of years and he won the Benedict Garden Performance Medal, the highest award given to a hosta cultivar by the AHS for H. 'Leading Lady'. Jim was one of the instrumental founding fathers of the Hosta Hillside at Hidden Lake Gardens and helped it become one of the first AHS National Display Gardens in 1995. Jim was also the MHS Newsletter Editor when it first started and was active with Hosta College. In the mid-1980's he and his garden was featured on the PBS Victory Garden and at one time, his garden was considered to be one of the top 10 gardens in the country. We have lost a great person and gardening friend to anyone who ever met him.



Photo by Michael Greanya

**Jim Wilkins, M.D.
July 22, 1941 - June 2, 2019**

Hosta Hillside Spring Workday

By Michael Greanya

On May 18th, a group of about 30 MHS volunteers showed up at Hosta Hillside for our annual Spring Workday that also typically includes a potluck lunch, a speaker, and a bag raffle of gifts donated by our members. As it turns out, this was not a typical workday that might consist of weeding beds or spreading mulch to beautify the beds. This was the day that we christened two newly created beds with hostas created by two of our hosta pioneers — Van Wade and Herb Benedict.



Photo by Marla Greanya

Photo by Marla Greanya



With the passing of Van and the ultimate closing of the Wade Gatton Nursery after this year, the Michigan Hosta Society decided that the plants that Van and Herb created and named should be

preserved and on display in our public garden at Hidden Lake Gardens. We contacted Wade and Gatton

Nursery to see if they would be willing to donate Van's plants to us to be planted in a new bed at the entrance to hosta Hillside.

Brian and Cheryl Wade coordinated the effort and were happy to donate plants to us so that everyone could see this display of Van's hostas in one bed. The Wade's delivered 100 of Van's hostas and another 36 or so of Herb's plants that they had at the nursery. What an incredibly



Photo by Marla Greanya



Photo by Marla Greanya

generous gesture the Wade family did for Hosta Hillside.

As our late, cold spring finally relented to early summer two weeks later than normal, the Wade's were finally able to locate and identify hostas just prior to our scheduled



Photo by Marla Greanya

workday.

The threat of rain during our work time narrowly missed us, although rain did fall in the early morning hours just before



Photo by Marla Greanya

our arrival. But it wasn't enough to dampen our spirits and everyone dove in helping to identify and log plants into our records while others placed the pots in likely positions



Photo by Marla Greanya

where they would soon be planted and then later mapped.

Two teams of workers divided our group with the largest number of volunteers planting Van's hostas and the remainder planting Herb's plants. Herb's existing hostas were moved earlier in the year from just below the patio to the Old Krossa Regal bed, because it is a much larger bed able to handle the existing plants and those being donated. The Wade bed is now located across from the mini hosta beds in the triangle of open ground at the entrance to Hosta Hillside.



Photo by Marla Greanya



Photo by Marla Greanya

Our potluck featured wonderful food with special thanks to Bob Berarducci for his now famous Sloppy Joes. Following our lunch,



Photo by Marla Greanya

Mark Hanner presented an excellent discussion on succulents that included wonderful pictures of some of the succulents he has collected or has seen in other gardens. Many of his succulents are planted in his own uniquely created pottery,



Photo by Marla Greanya



Photo by Marla Greanya

which makes his succulents look spectacular. Our event concluded with the bag raffle where we had quite a few donations that some lucky attendees took home with them. Don't miss the opportunity to be a lucky winner at next year's spring event.

We had a fun time together. Everyone worked hard; ate Sarah's donuts from the famous Hinkley Donuts in Jackson; planted plants and afterwards just stood there and admired what we accomplish in just a few hours; we ate more; and then enjoyed a great presentation. All combined, I think you can see why hostas are called "The Friendship Plant." We all shared a great day together! Thank you everyone who made it possible.



Photo by Marla Greanya




Photo by Marla Greanya



Photo by Marla Greanya

Hosta College 2019 Review

By Marcia Sully, GLRHS President

March 15th and 16th, 2019, the Great Lakes Region Hosta Society (GLRHS) held its garden symposium for 319 preregistered enthusiastic gardeners from the Midwest and other parts of the US and Canada, looking to renew old friendships, cultivate new ones, and gain gardening knowledge. Their unbridled enthusiasm contributed mightily to the ultimate success of the event. This gathering — affectionately referred to as Hosta College — took place at Upper Valley Career Center in Piqua, Ohio.



Photo by Michael Greanya

It all began on Friday night with several different introductory activities to set the stage for the festivities.

At the registration table one could pick up his or her personalized name tag, replete with the participant's classes listed on the flip side. Along with the identifier came a gift plant! This year, the hosta choice was either 'Diamonds are Forever' or 'Wiggles and Squiggles'. To accentuate the initial welcome, a well-stocked 'Hostatality' table, located nearby, tempted everyone with a wide variety of individually wrapped snacks, beverages, fruit, and candy, making for an informal place

to gather and get acquainted.

Before the time-honored and popular auction, there was ample time for everyone to visit



Photo by Michael Greanya

two vending areas this year, featuring a large selection of plants (even though the temperature outside was not conducive for planting!), garden accessories, tools, and other garden-related merchandise, hardscape for the garden, as well as photographs, jewelry, and much more for those seeking utilitarian items or gifts. Just around the corner, a well-appointed bookstore featured gardening publications at fantastic discounts and a nice selection of A.M. Leonard gardening tools.

The auditorium, site of the auction, was filled with the plants to be offered, and ample time was afforded to check out these donations before the sale began. Of course, plenty of



Photo by Marcia Sully

time was provided to socialize with new and old friends from Hosta College on both days of the event.

The Friday auction was fast paced, and there was a selection of intriguing donations on



Photo by Michael Greanya

which to bid. Bob Iames was the auctioneer and kept the audience entertained, as well as well-informed

with first-hand knowledge of descriptions for most of the plants. Proceeds from the auction are used to help maintain an affordable registration cost for Hosta College. An added bonus for registered participants was the distribution of copious door prizes, donated by our GLR hosta clubs on display Friday and Saturday morning, with the draw after lunch on Saturday. Inexpensive raffle tickets for a wide variety of hostas were also

offered and there was always a buzz around that table!

On Saturday, everyone was welcomed to a beautiful Continental Breakfast table. Folks could linger there or take advantage of a brief period for shopping in the previously mentioned vending rooms or bookstore, prior to the beginning of classes at 8:40 a.m. Students attended the five classes they chose in February. That offering had over 70 classes taught by a faculty of approximately 50 volunteers. Popular classes included Hostas in Containers, Hosta Gardening Tips, Alpines, Native Plants and Shrubs, Conifers, and the hands on 'make and take' classes.



Photo by Marcia Sully



Photo by Marcia Sully

Mid-day, each participant enjoyed lunch from a delicious on-site buffet included in the registration fee. The lunch selections were very nice! Time was built into the two lunch sessions for more shopping, visiting, or just relaxing.

At the end of the instructional day we enjoyed a brief respite before returning to the facility for an optional banquet and a keynote

speaker. This year Bob Iames entertained us with light-hearted and entertaining stories about his gardening adventures.

This year, Hosta College for Kids (HC4Kids) was created for the first time. Students between the ages of 10 to 15 (as of Jan 1, 2019) were invited to participate Friday and Saturday. This program, with age appropriate classes and qualified teachers, was offered to the first 20 students who signed up. Students had to come with a registered adult in Hosta College. The American Hosta Society donated funds to offset the registration cost for each student. Although there was lack of interest in the program this year, HC4Kids will be offered again in 2020.

All in all, the experiences at the 2019 Hosta College was well-received by the attendees, as evidenced by the many positive comments recorded on the evaluation forms, including the following: "I loved the whole experience. I've been coming for

many years and this may have been my best time."

Be assured that the evaluation sheets collected from attendees for improving Hosta College were given close consideration and were appreciated by the Board of Directors. Preparations for next year's event are already underway.

I'd like to thank the Michigan Hosta Society folks who have attended over the years, and I hope to see you all again in 2020. Remind your friends that you do not have to be a member of a hosta society to participate. This year we had 62 non-members enroll.

To all the kindred spirits who have yet to attend, I sincerely invite you to join the fun and contribution to the seemingly unquenchable knowledge we have to offer at our Great Lakes Region Hosta College. Check out our past offerings at www.ihostohio.org/gllhc. The website will be updated with 2020 class lists in January.



Photo by Marcia Sully

MHS Hosta Show

By Michael Greanya

On June 22, the Michigan Hosta Society had their annual Hosta Show and Plant Sale at the Soil and Science Building on the campus of Michigan State University. Sixteen Exhibitors displayed 196 leaves in the leaf competition and approximately 120 people attended the show, many from the public.



Photos by Michael Greanya



Winners of ribbons were as follows:

Best of Show	Ginny Pearce H. 'Liberty'
Sweepstakes Award	Mike Greanya Most blue ribbons (23)
Section I Giant Leaved	Ginny Pearce H. 'Liberty'
Section II Large Leaved	Ginny Pearce H. 'Earth Angel'
Section III Medium Leaved	Ginny Pearce H. 'Sharp Dressed Man'
Section IV Small Leaved	Gary Neidert H. 'Bridegroom'
Section V Miniature Leaved	Bob Berarducci H. 'Mini Skirt'
Trough/Container	Bev Wolf

At 1 p.m. doors opened to the plant sale.

MHS sold about 330 hostas of all types and sizes. They are grown for us by Sue Kovac of Rosewinds Gardens in Osseo, Michigan, who grows exceptional pots of plants for us with a wide variety available at our annual sales.

Many are highly desirable by plant collectors.

It is worth the road trip to see her nursery and her fine specimens. We grossed a little over \$3,370 from our sales. After paying

Rosewinds for the plants and growing them

for us, we netted \$1,430

for the Michigan

Hosta Society. If you

haven't been to our

plant sale in a while,

maybe you should

consider coming next

year and get in on the

buying opportunities!

Ask the Expert!



Our “Ask the Expert,” Don Rawson of Comstock Park, MI tells us more about Hosta Virus X in this 3rd of a 5-part series.



How can I test for Hosta Virus X using an Agdia ImmunoStrip?

As mentioned in our last newsletter, the primary danger of Hosta Virus X (HVX) lies in its ability to spread prolifically. While this disease does not kill a plant, infected hostas may exhibit poor vigor, mottling, ink bleed and weird distortion of the foliage. There is no cure for it; infected plants should be removed and destroyed!

With some hostas, symptoms may take several years to become apparent. It is wise for a gardener to periodically inspect his landscape each season to find any hostas which exhibit such symptoms. In cases where it is not obvious, only scientific testing can determine if a hosta is infected with HVX.

Anyone can test for HVX if you have a hosta which you suspect may be infected. It's simple and affordable. Easy-to-use test strips can be ordered online from Agdia, Inc. Just go to Google and search for “HVX test

strips”. Click on “ImmunoStrip® for Hosta virus X”. They are well worth the money!

How to use an HVX test strip

Once you receive the test strips, store them in your refrigerator. Illustrated instructions come with the test strips. When you are ready to test a hosta for HVX, remove a test strip and a buffer bag from the refrigerator. You will need one test strip and buffer bag for each hosta you intend to test. In addition, you will need a pair of scissors, a quarter, and a blunt object such as a pen.

Cut off a 1” x 1” piece of the leaf from the hosta you wish to test. You can trace around the quarter, if you wish, then cut it out. Don't use too much leaf material or the test may not work. At this point, sterilize your scissors with alcohol or a 10% bleach solution, in case the leaf you are testing is infected with HVX.

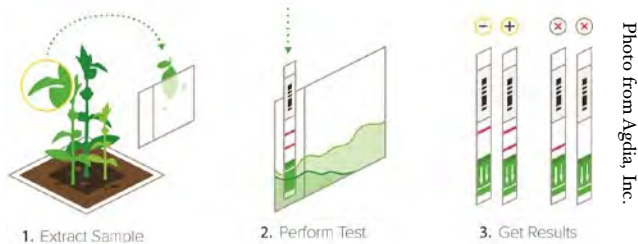
Cut the top off the buffer bag, being careful not to spill the buffer solution. Separate the two layers of mesh inside the bag and insert the leaf sample. Then, rub the bag with a pen



Photo from Agdia, Inc.

or blunt object to completely crush the leaf sample.

Stand the bag upright so the solution settles to the bottom. Insert a test strip into the solution, not allowing more than ¼" of the strip to be immersed. The end of the test strip should remain in the solution for the duration of the test (30 minutes). A "control line" will appear on the test strip to indicate that the test worked. A lower line will also appear if the test is positive for HVX. Now, isn't that simple enough?



There are two things to be aware of: (1) an infected hosta could test negative if the virus has not yet progressed to a concentrated level, and (2) the HVX strips only test for Hosta Virus X. They are not designed for detecting other viruses known to affect hostas.

What should I do with a hosta which is infected with Hosta Virus X?

Simply removing an infected leaf or cutting out the portion of the hosta which shows symptoms of Hosta Virus X will not help cure the plant. The virus has spread throughout the plant by the time any symptoms become apparent. There is no cure for plants infected with HVX and it won't eventually go away on its own. Even if you don't see the symptoms

in the following season, the virus is still present and it is still able to infect other plants.

HVX is transferred primarily through cutting an infected plant. This occurs when the sap of an infected plant contacts the sap of a healthy plant. That's why it's so important that whenever cuts are made to the leaves, scapes, and roots of a hosta, care is taken to disinfect the instruments and hands afterwards.

Any hosta which is infected should be carefully removed from the garden and discarded. **DO NOT KEEP AN INFECTED PLANT IN YOUR GARDEN!** Get rid of it. It's just too easy to accidentally spread the virus to your other prized specimens, even if you think you have the virused hosta "contained".



Photo by Jeff White

Carefully dig up the hosta, trying to get as many of the roots as possible. I prefer lifting it out with a garden fork to keep from cutting the roots off and leaving the old roots in the soil. Dispose of it into a trash container – not into the compost pile! Don't plant another hosta in that spot until any remaining roots have died and completely rotted away.

HVX can survive on garden tools for as long as 3 weeks. Using a 10% bleach solution, clean all shovels, garden forks, pruners, and knives which come into contact with hostas. An ammonia and soap solution is also adequate. Tools must be scrubbed with a brush... not simply rinsed off.



Photo by Marla Greanya

Now that you have removed any infected hostas from the garden, you can pat yourself on the back and take pride in knowing that you've done everything you can to have a healthy, HVX-free hosta heaven. Just be vigilant in watching for any others which may look suspicious... and keep those HVX test strips on hand!

2019 MHS Garden Walk in Saginaw

By Grey Gitzen

The Michigan Hosta Garden walk took place in Saginaw on June 29, and as usual I am amazed at the caliber of gardens that the MHS presents each year for our pleasure. I

know the history of some of the locations, which are astounding.

The McNally garden is just four years old, and Sharril McNally lost many of her daylilies during this spring's deluges. She is to be complemented on all that she has accomplished prepping her garden for this tour.




Photo by Michael Greanya

The Bond/Boyd garden is a work of art that provided hours and hours of much needed



Photo by Michael Greanya

therapy for Melva as she fought several medical crises. Her mind was busy all the time planning and you were able to see the evidence of her dedication.

How fortunate we were to have Marilyn and Ken Redmond's garden on the walk. It is

beyond what is normally seen in suburbia. What a quiet, beautiful retreat.

Let me tell you a little about the Gavit acres. When they moved from the city onto their present location, they moved 1300 plants. In fact, the plants moved before they did, and Annette has not stopped planting since becoming a suburbanite. Did you know they have every plant double labeled, and she remembers the location of each plant?!

Ginger and Phil Lisik need no introduction to the Michigan Hosta Society members, as most of us have visited their garden and greenhouses before. Every time I visit I find something new and unusual.

Thank you to all for another outstanding tour, and special thanks to John Gavit for chairing the event on behalf of the Saginaw Valley Hosta Society.



Photo by Michael Greanya



Photo by Michael Greanya

Proper spacing of hostas

Hostas come in a variety of sizes. Generally they are:

1. Dwarf 3-6" wide, plant 6-15" apart
2. Miniature 6-12" wide, plant 15-18" apart
3. Small 1-2' wide, plant 18"- 2' apart
4. Medium 2' wide, plant 2' apart
5. Large 3-4' wide, plant 3-4' apart
6. Giant 4-6' wide, plant 4-6' apart



Photo by Michael Greanya

Local chapter events

Eastern Michigan Hosta Society

August 8 - Garden Tour
The Marttilas; Lapeer, MI

September 12 - EMHS Plant Exchange
Sun Crest; Lapeer, MI

October 10 - "Amaryllis Presentation"
Mayfield Twp. Hall; Lapeer, MI

November 14 - Board Meeting
Whitey's; Davison, MI

December 12 - Annual Christmas Party
Mayfield Twp. Hall; Lapeer, MI

EMHS Officers

President: Glen Pace
Vice-President: Becky Hanner
Treasurer: Barb Hunter
Secretary: Marlene Daniels
Past President: Mark Hanner
Fundraising: Mick and Cathy Hodgson



Southwest Michigan Hosta Society

July 28, Noon
Potluck/auction
Oshtemo Grange Hall; Kalamazoo, MI

September 22, 3pm
Nate Fuller, "Invasive Plants in Michigan"
Romence Gardens; Portage, MI

October 27, 3pm
Gail Walter, "Toxic Plants in Our Yard"
Romence Gardens; Portage, MI

SWMHS Officers

President: Ed Steinbrecher
Vice President: Margaret Strzelecki
Treasurer: Bobbe Luce
Membership: Cindy Speicher



West Michigan Hosta Society

August 15
Meeting at Kent/MSU Extension
Grand Ideas Garden; Grand Rapids, MI

October 18, 6pm
Fall Harvest Potluck
Forest Hills Aquatic Center; Grand Rapids

WMHS Officers

President: Don Rawson
Vice-President: Noah Schwartz
Secretary: Julie Deppe
Treasurer: Kay Anderson
Member-at-Large: Ginny Pearce
Member-at-Large: Dean Deppe
Webmaster: Ginny Pearce

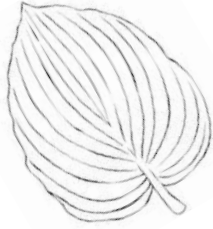


Metro Detroit Hosta Society

July or August - TBA
Sundaes in the Garden

MDHS Officers

President: Candy Rosowski president
2nd VP (program): OPEN
Treasurer: Rich Rosowski
Secretary: Violet Ryan
Newsletter: Dave Wolf
At Large: Harvey Goldstein, Preston West,
Carl Eggers, Andy Torvinen



Officers of MHS

President
Grey Gitzen
jgreygzn@aol.com

Secretary
Lisa Quiggle
lisa.l.quiggle@gmail.com

Vice President
Gary Neidert
gneidert@hotmail.com

Treasurer
Patty Creal
pwcsaline@comcast.net

At-large Directors of MHS and Assignments

Awards and Recognition
Bruce Pollard
brucelinda@hotmail.com

Unassigned
Annette Gavit
agavit53@att.net

Local Club Liaison
Ed Steinbrecher
estein2210@aol.com

Unassigned
Cathy Myers
luv2fishlady@yahoo.com

Plant Sale Chair
Robert Berarducci
bobberarducci@att.net

Newsletter Editor
Marla Greanya
marla.greanya@gmail.com

Presidents of the five local Michigan chapters

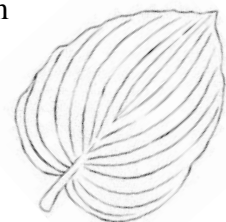
Eastern Michigan Hosta Society
Glen Pace
pacegardens@charter.net

Metro Detroit Hosta Society
Candy Rosowski
roseatskye@prodigy.net

Southwest Michigan Hosta Society
Edwin Steinbrecher
estein2210@aol.com

West Michigan Hosta Society
Don Rawson
donrawson1@gmail.com

Saginaw Valley Hosta Society
Elaine Rappley
rappleyjunk@aol.com



Membership in the Michigan Hosta Society

If you wish to find out more about Hosta, please consider joining the Michigan Hosta Society. We welcome new members and friends who share our interest in hosta and their many uses in the landscape. The society maintains a large hosta display at Hidden Lake Gardens near Tipton, where many varieties of hosta can be seen. "The Benedict Hosta Hillside" is a nationally designated Hosta display gardens.

Activities of MHS include:

- ▶ A summer tour of gardens that feature Hosta
- ▶ An auction/sale of hostas contributed by members
- ▶ Speakers and educational programs
- ▶ Local chapter meetings
- ▶ A workday and information sharing at Hidden Lake Gardens in Tipton where the Society has a demonstration garden
- ▶ A listing of MHS members who retail Hosta
- ▶ A yearly membership directory

Members receive the Michigan Society Newsletter "Hosta Happenings," as well as the newsletter of the Great Lakes Regional Hosta Society. If you are interested in joining please complete the attached application form.

You may also want to join The American Hosta Society. They have two colorful journals each year, and an annual national convention featuring a Hosta Show, garden tours, scientific programs and a plant auction.

Contact: www.americanhostasociety.org

MHS Membership Application

Last name: _____

First name: _____

Last name of 2nd member: _____

First name of 2nd member: _____

Street Address:

City: _____ State: _____

Zip: _____ Phone: _____ - _____ - _____

E-mail:

Choice of **either** black and white newsletter via First Class US Mail or full color newsletter via e-mail. All the pictures are in color and there are often bonus pictures not included in the mailed version. Please check one: Mail ☐ E-mail ☐

Check if you wish to receive an updated membership directory when published: ☐

New Member: _____ Renewal: _____

Dues are \$15 per household for up to two people, good for 2 years.

Total remitted: _____

Mail to:

Michigan Hosta Society
2509 Wembly Lane
Troy, MI 48084-1280

Make checks payable to: The Michigan Hosta Society